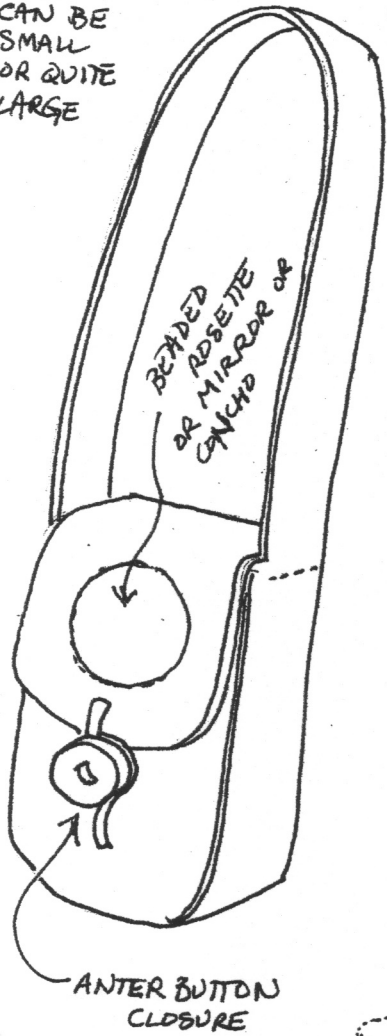
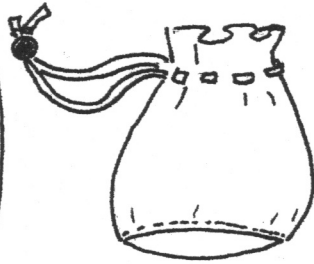


Shamanic Bags

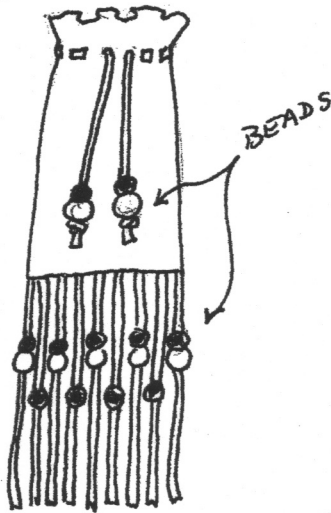
SHOULDER BAGS CAN BE SMALL OR QUITE LARGE



ANTER BUTTON CLOSURE




SMALL BAGS MAY HAVE ROUND BOTTOMS



BEADS



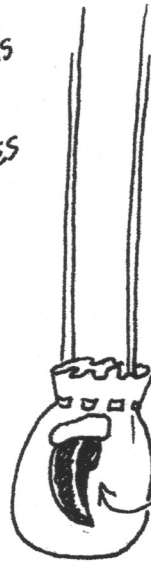
HORSE HAIR BUNDLES MAKE GREAT TASSELS



BELT BAG MADE WITH STIFFER LEATHER

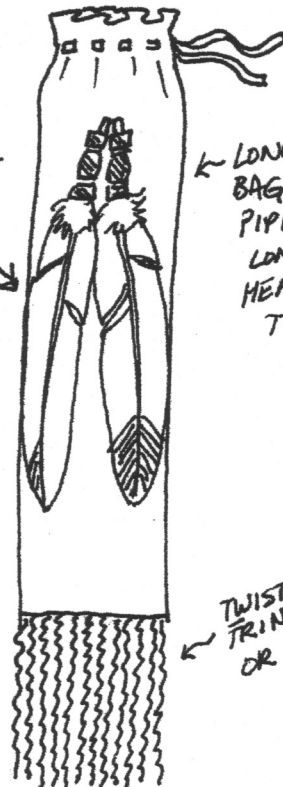
BELT LOOPS

FUR OR FUR FACE OR ANIMAL TAIL



ADD A CLAW OR FEATHER TO MEDICINE BAG TO WEAR AROUND YOUR NECK

DECORATE WITH FUR OR FEATHERS



LONG BAG FOR PIPE OR LONG HEALING TOOLS

TWISTED FRINGE OR RIBBONS

Shamans use sacred items that require proper care and storage.

It's fun and rewarding to make your own bags to hold your shamanic tools!

Here are some ideas for you to enjoy creating!

Finding materials:

Resale and thrift shops are great places to find leather, fur, nice buttons and even antlers. Native American pow wows are also great resources for craft projects. You may also find local crafts shops to be useful sources for supplies.

Other sources may be found online.

Here are a few suggestions:

Crazy Crow Trading Post:
www.crazycrow.com

Moscow Hide and Fur
www.hideandfur.com

©2011 Evelyn C. Rysdyk/Spirit Passages
All rights reserved.